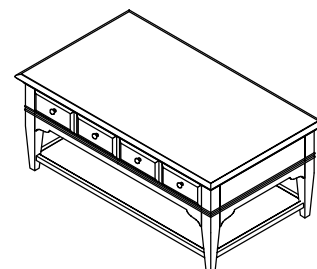


Warning :

- Be sure to check all packing material carefully for small parts, which may have come loose inside the carton during shipment.
- To prevent possible scratches and damage, this furniture **MUST BE ASSEMBLED BY TWO PEOPLE** on a soft surface such as a blanket or carpet.



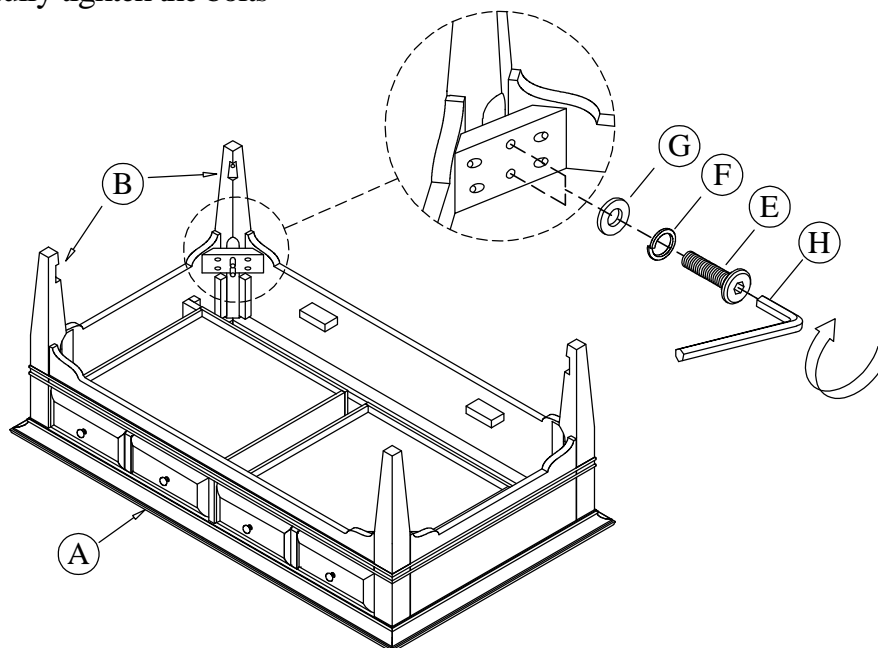
#59501
Leg Cocktail Table

Important Use Information: We recommend using coasters, placemats and trivets when placing hot or cold containers on this item. It is also recommended to quickly cleanup any spills to minimize exposure to moisture. Doing so will prolong the life and look of the item for many years.

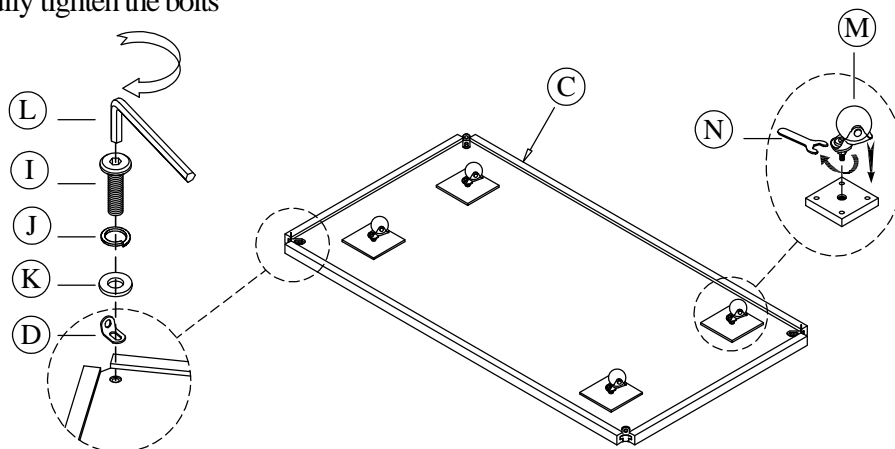
Components and Hardware List

| | | | | | | |
|---------------------------------------|--|--|---|---|---|--|
| <p>Table Top</p> <p>(A) 1 pc.</p> | <p>Leg</p> <p>(B) 4 pcs.</p> | <p>Shelf</p> <p>(C) 1 pc.</p> | <p>L-Bracket 32*20*18</p> <p>(D) 4 pcs.</p> | <p>Allen Head Bolt Ø5/16"-18 x 2-1/4"</p> <p>(E) 8 pcs.</p> | <p>Spring Washer Ø5/16"</p> <p>(F) 8 pcs.</p> | <p>Flat Washer Ø5/16" x 19*2mm</p> <p>(G) 8 pcs.</p> |
| <p>Allen Key 5mm</p> <p>(H) 1 pc.</p> | <p>Allen Head Bolt Ø1/4"-20 x 5/8"</p> <p>(I) 8 pcs.</p> | <p>Spring Washer Ø1/4"</p> <p>(J) 8 pcs.</p> | <p>Flat Washer Ø1/4" x 16*2mm</p> <p>(K) 8 pcs.</p> | <p>Allen Key 4mm</p> <p>(L) 1 pc.</p> | <p>Caster</p> <p>(M) 4 pcs.</p> | <p>Open Wrench 16mm</p> <p>(N) 1 pc.</p> |

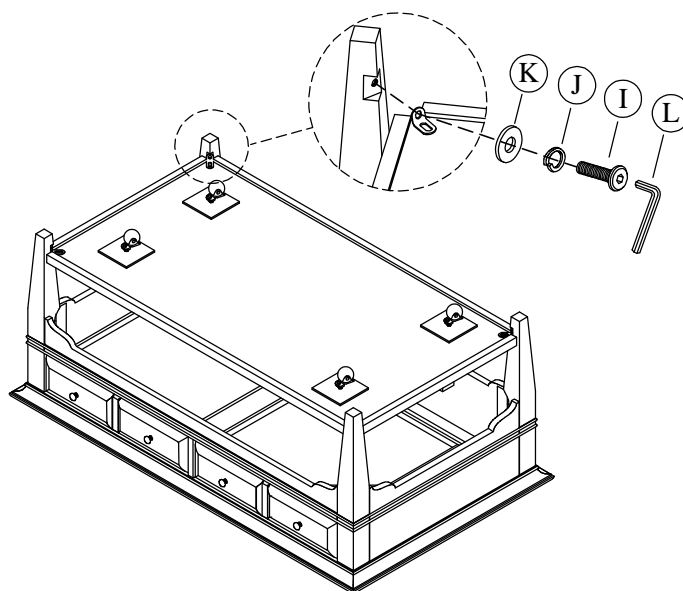
Step 1: Do not fully tighten the bolts



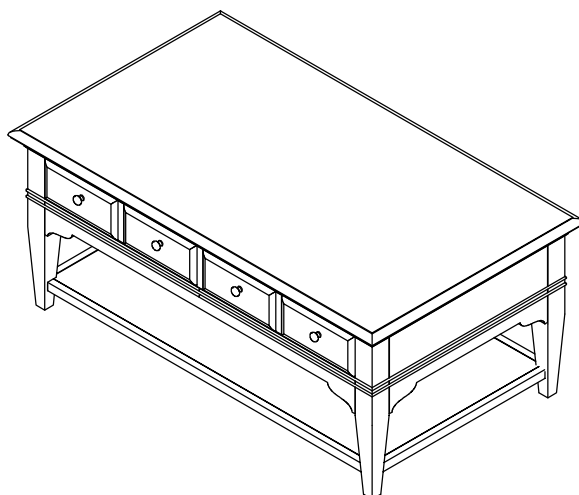
Step 2: Do not fully tighten the bolts



Step 3: Using the Allen key to tighten all bolts



Complete



The casters provide an element of convenient mobility, however, to prevent possible damage to some types of flooring, never roll casters on unprotected hardwood or vinyl flooring.